発電所基礎配筋図（１２－７）S=1/50



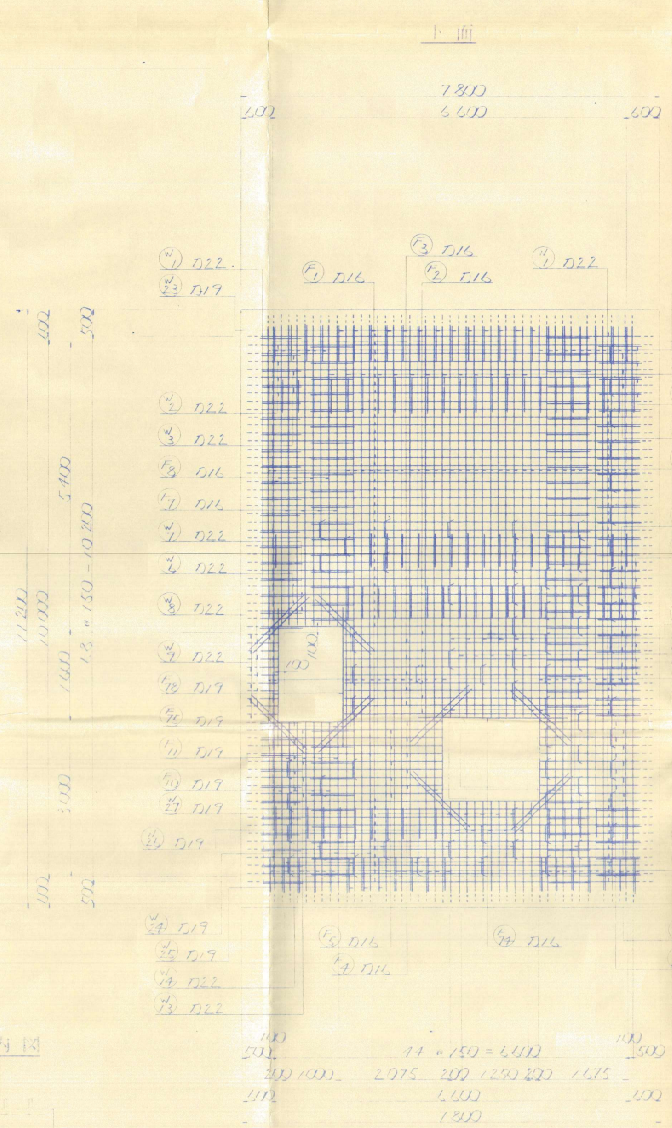

変更

概定

発電所基礎配筋図（12　10）

鉄筋加工表

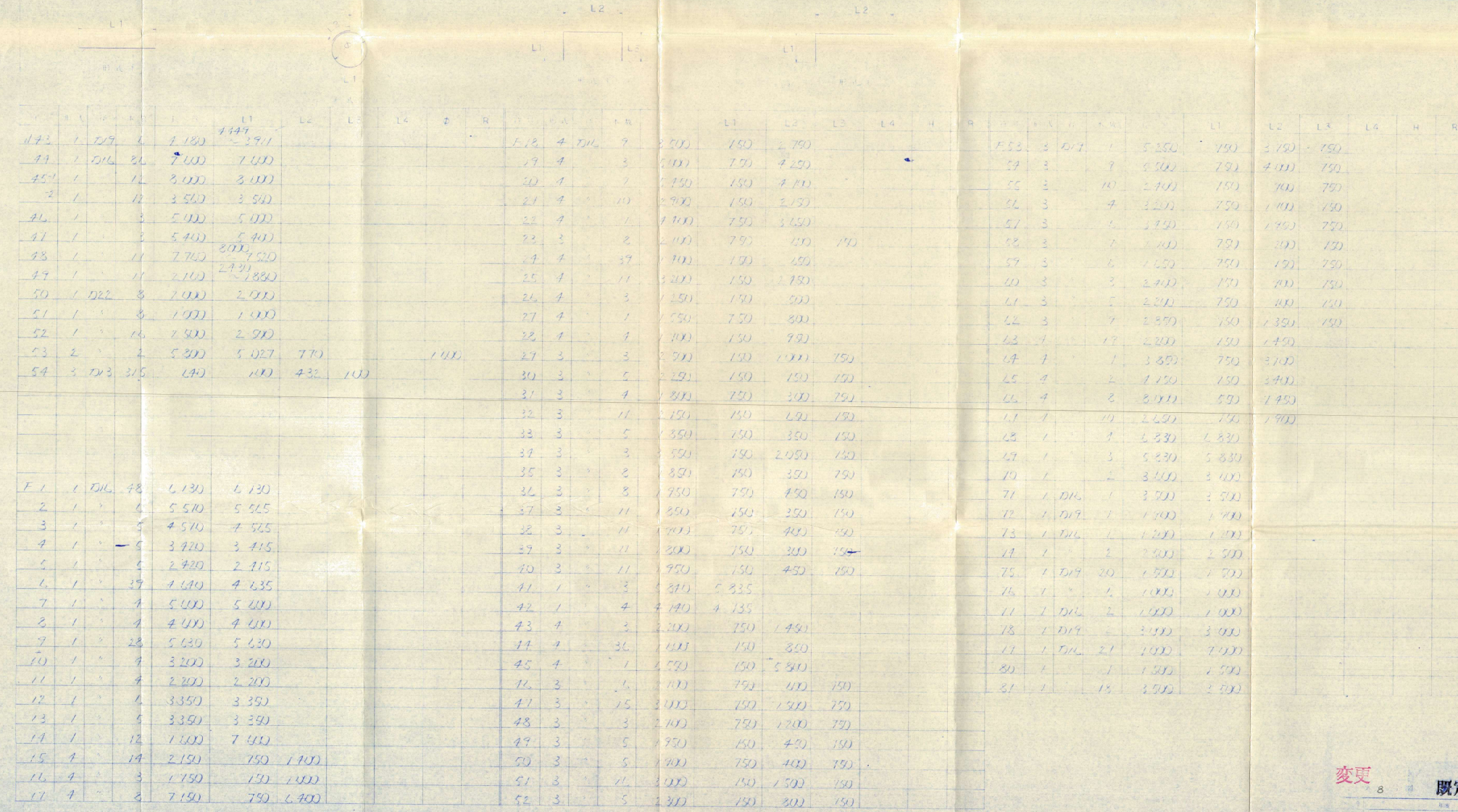

					L1	L2	L3	L4	φ	R
W43	1	D19	1	1,180	4447 ~2,911					
44	1	D16	32	7,000	7,000					
45	1		12	8,000	8,000					
46	1		12	3,500	3,500					
46	1		3	5,000	5,000					
47	1		2	5,400	5,400					
48	1		11	7,760	8000 7,520					
49	1		11	2,100	2430 ~1,880					
50	1	D22	8	2,000	2,000					
51	1		8	1,000	1,000					
52	1		16	2,900	2,900					
53	2		2	5,300	5,027	770			1,400	
54	3	D13	315	640	400	432	100			
F1	1	D16	48	6,130	6,130					
2	1		4	5,570	5,565					
3	1		5	4,570	4,565					
4	1		5	3,420	3,415					
5	1		5	2,420	2,415					
6	1		39	4,640	4,635					
7	1		4	5,400	5,400					
8	1		4	4,400	4,400					
9	1		28	5,630	5,630					
10	1		4	3,200	3,200					
11	1		4	2,200	2,200					
12	1		4	3,350	3,350					
13	1		5	3,350	3,350					
14	1		12	7,800	7,800					
15	4		14	2,150	750	1,400				
16	4		3	1,750	750	1,000				
17	4		8	7,150	750	6,400				

					L1	L2	L3	L4	H	R
F18	4	D16	9	3,500	750	2,750				
19	4		3	5,000	750	4,250				
20	4		7	5,750	750	5,000				
21	4		10	2,900	750	2,150				
22	4		1	4,400	750	3,650				
23	3		8	2,100	750	450	750			
24	4		39	1,900	750	450				
25	4		11	3,200	750	2,750				
26	4		3	1,250	750	500				
27	4		1	1,550	750	800				
28	4		4	1,700	750	950				
29	3		3	2,500	750	1,000	750			
30	3		5	2,250	750	750	750			
31	3		4	1,800	750	300	750			
32	3		11	2,150	750	650	750			
33	3		5	1,350	750	350	750			
34	3		3	3,550	750	2,050	750			
35	3		8	1,850	750	350	750			
36	3		8	1,950	750	450	750			
37	3		11	1,850	750	350	750			
38	3		11	1,700	750	400	750			
39	3		11	1,800	750	300	750			
40	3		11	1,950	750	450	750			
41	1		3	5,840	5,835					
42	1		4	4,940	4,935					
43	4		3	2,200	750	1,450				
44	4		36	1,600	750	850				
45	4		1	6,550	750	5,800				
46	3		6	1,700	750	600	750			
47	3		15	3,000	750	1,500	750			
48	3		3	2,400	750	1,200	750			
49	3		5	1,950	750	450	750			
50	3		5	1,900	750	400	750			
51	3		16	3,000	750	1,500	750			
52	3		5	2,300	750	800	750			

					L1	L2	L3	L4	H	R
F53	3	D19	1	5,350	750	3,750	750			
54	3		9	5,500	750	4,000	750			
55	3		10	2,400	750	900	750			
56	3		4	3,250	750	1,900	750			
57	3		6	3,350	750	1,950	750			
58	3		7	3,400	750	2,000	750			
59	3		6	1,650	750	1,900	750			
60	3		3	2,400	750	900	750			
61	3		5	2,200	750	800	750			
62	3		7	2,850	750	1,350	750			
63	4		17	2,200	750	1,450				
64	4		1	3,850	750	3,700				
65	4		2	4,150	750	3,400				
66	4		2	8,000	550	7,450				
67	4		10	2,650	750	1,900				
68	1		9	6,830	6,830					
69	1		3	5,830	5,830					
70	1		2	3,400	3,400					
71	1	D16	1	3,500	3,500					
72	1	D19	1	1,900	1,900					
73	1	D16	1	1,200	1,200					
74	1		2	2,500	2,500					
75	1	D19	20	1,500	1,500					
76	1		4	1,000	1,000					
77	1	D16	2	1,000	1,000					
78	1	D19	2	3,000	3,000					
79	1	D16	21	7,000	7,000					
80	1		1	2,500	2,500					
81	1		15	2,500	2,500					

変更 8　既定

発電所基礎配筋図（12　10）	
12	内10