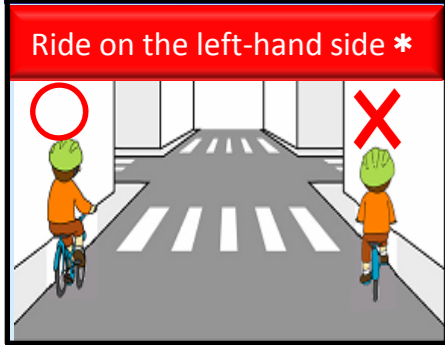




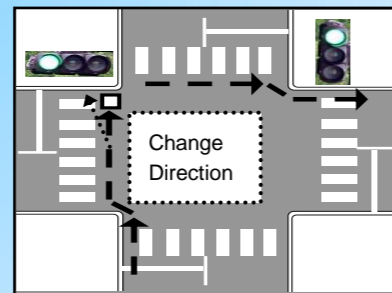
Bicycle Rules

① Bicycles must be ridden on the left hand side of the road.

You cannot ride a bicycle on the side walk, except the exceptions listed in ②



●Turning right
(You must follow the signal of each traffic light.)



② When Can Bicycles Be Ridden On The Side Walk?

When riding on a sidewalk with this sign:



When ridden by children younger than 13 years, senior citizens over 70 years

When the bicycle is ridden by a person with a disability.

When riding on the left-hand side is difficult due to construction, a parked car, etc

When it's too dangerous to ride on the road due to many cars travelling down a narrow road



The side walk is for pedestrians.


- Don't get in the way of pedestrians when on your bicycle.
- Bicycles must ride on the part of the side-walk closest to the road.

③ Other Rules

No 'drink-riding'*



One person per bicycle*



No riding side-by-side*



Stop at Stop Signs and check for oncoming traffic*



No riding while holding an umbrella*



No using cell-phones while riding*



No using ear-phones while riding*

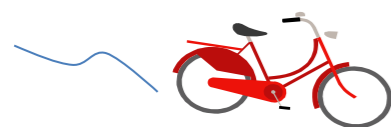


"STOP"

Wait At Traffic Lights*



Bicycles must have working breaks*




Turn on a headlight at night*



④ Children Must Wear Helmets

Children under 13 years of age are required to wear helmets.



Failure to follow the rules marked with * can result in fines and jailtime.

Do You Know the TS Mark?

The TS Mark is a mark that a bicycle safety mechanic has afixed to a bicycle after successful inspection.

Bicycles with this mark have insurance* for one year from the day of inspection (Inspection requires payment).

* Accident Insurance and Liability Insurance (Compensation Limits apply)



TS Mark