

島根原子力発電所 格子状定線の水温(第2回)

(平成27年11月20日 12:00~13:57)

1号機出力: * 万kW

1号機放水量: 22 m³/s

天候: 曇

気温: 16.8℃

○水温の最高 19.9℃(定線E・距離3500m・60m層, 他2点)

2号機出力: 0 万kW

2号機放水量: 2.4 m³/s

風向・風速: 西、1.2 m/s

風浪: 1

○水温の最低 19.1℃(定線A・距離1500m・0m層)

3号機出力: 0 万kW

3号機放水量: 3 m³/s

定線	距離(m)	開始時刻	終了時刻	測定水深(m)																											
				0	1	2	3	4	5	6	7	8	9	10	11	12	13	14	15	16	17	18	19	20	25	30	40	50	60	70	海底上1m
A線	750			漁具のため欠測																											
	1500	12:54	12:58	19.2	19.5	19.6	19.6	19.7	19.7	19.7	19.7	19.7	19.7	19.7	19.7	19.7	19.7	19.7	19.7	19.7	19.7	19.7	19.7	19.7	19.7	19.7	19.7	19.7	19.7	19.7	19.6
	2500	12:42	12:48	19.2	19.3	19.4	19.6	19.6	19.6	19.6	19.6	19.6	19.6	19.6	19.6	19.6	19.6	19.6	19.6	19.6	19.6	19.6	19.6	19.6	19.6	19.6	19.6	19.6	19.7	19.7	19.7
B線	750	13:40	13:45	19.6	19.7	19.6	19.6	19.6	19.6	19.6	19.6	19.6	19.6	19.6	19.6	19.6	19.6	19.6	19.6	19.6	19.6	19.6	19.6								19.6
	1500			漁具のため欠測																											
	2000	12:33	12:38	19.7	19.7	19.7	19.7	19.7	19.7	19.7	19.7	19.7	19.7	19.7	19.7	19.7	19.7	19.7	19.7	19.7	19.7	19.7	19.7	19.7	19.7	19.7	19.7	19.7	19.7	19.7	19.9
C線	3500	12:03	12:11	19.6	19.7	19.7	19.7	19.7	19.7	19.7	19.6	19.7	19.6	19.6	19.6	19.6	19.6	19.6	19.6	19.6	19.6	19.6	19.6	19.6	19.6	19.6	19.6	19.7	19.8	19.8	19.6
	500	13:30	13:37	19.6	19.6	19.6	19.6	19.6	19.6	19.6	19.6	19.6	19.6	19.6	19.6	19.6	19.6	19.6	19.6	19.6	19.6	19.6	19.6	19.6	19.6	19.6	19.6	19.6	19.6	19.6	19.5
	1000	13:22	13:26	19.6	19.6	19.6	19.6	19.6	19.6	19.6	19.6	19.6	19.6	19.6	19.6	19.6	19.6	19.6	19.6	19.6	19.6	19.6	19.6	19.6	19.6	19.6	19.6	19.6	19.6	19.6	19.5
D線	1500			漁具のため欠測																											
	2000	12:41	12:53	19.7	19.7	19.7	19.7	19.7	19.7	19.7	19.7	19.7	19.7	19.7	19.7	19.7	19.7	19.7	19.7	19.7	19.7	19.7	19.7	19.7	19.7	19.7	19.7	19.7	19.7	19.8	
	500	13:39	13:41	19.6	19.7	19.7	19.6	19.6	19.6	19.6	19.6	19.6	19.6	19.6	19.6	19.6	19.6	19.6	19.6	19.6	19.6	19.6	19.6	19.6	19.6	19.6	19.6	19.6	19.6	19.6	19.6
E線	750	12:58	13:01	19.6	19.6	19.6	19.6	19.6	19.6	19.6	19.6	19.6	19.6	19.6	19.6	19.6	19.6	19.6	19.6	19.6	19.6	19.6	19.6	19.6	19.6	19.6	19.6	19.6	19.6	19.6	19.6
	1000	12:51	12:56	19.6	19.6	19.6	19.6	19.6	19.6	19.6	19.6	19.6	19.6	19.6	19.6	19.6	19.6	19.6	19.6	19.6	19.6	19.6	19.6	19.6	19.6	19.6	19.6	19.6	19.6	19.6	19.6
	1250	13:15	13:19	19.6	19.6	19.6	19.6	19.6	19.6	19.6	19.6	19.6	19.6	19.6	19.6	19.6	19.6	19.6	19.6	19.6	19.6	19.6	19.6	19.6	19.6	19.6	19.6	19.7	19.7	19.7	19.7
F線	1500	13:02	13:11	19.6	19.6	19.6	19.6	19.6	19.6	19.6	19.6	19.6	19.6	19.6	19.6	19.6	19.6	19.6	19.6	19.6	19.6	19.6	19.6	19.6	19.6	19.6	19.6	19.6	19.6	19.6	19.8
	500	13:34	13:37	19.5	19.6	19.6	19.7	19.6	19.6	19.6	19.6	19.6	19.6	19.6	19.6	19.6	19.6	19.6	19.6	19.6	19.6	19.6	19.6	19.6	19.6	19.6	19.6	19.6	19.6	19.6	19.6
	750	13:03	13:09	19.7	19.7	19.6	19.6	19.6	19.6	19.6	19.6	19.6	19.6	19.6	19.6	19.6	19.6	19.6	19.6	19.6	19.6	19.6	19.6	19.6	19.6	19.6	19.6	19.6	19.6	19.6	19.6
G線	1000	12:44	12:49	19.6	19.6	19.6	19.6	19.6	19.6	19.6	19.6	19.6	19.6	19.6	19.6	19.6	19.6	19.6	19.6	19.6	19.6	19.6	19.6	19.6	19.6	19.6	19.6	19.6	19.6	19.6	19.6
	1250	12:23	12:28	19.6	19.6	19.6	19.6	19.6	19.6	19.6	19.6	19.6	19.6	19.6	19.6	19.6	19.6	19.6	19.6	19.6	19.6	19.6	19.6	19.6	19.6	19.6	19.6	19.6	19.6	19.6	19.7
	1500	12:15	12:21	19.6	19.6	19.6	19.6	19.6	19.6	19.6	19.6	19.6	19.6	19.6	19.6	19.6	19.6	19.6	19.6	19.6	19.6	19.6	19.6	19.6	19.6	19.6	19.6	19.6	19.6	19.6	19.8
H線	2000	12:06	12:12	19.7	19.7	19.7	19.7	19.7	19.7	19.7	19.7	19.7	19.7	19.7	19.7	19.7	19.7	19.7	19.7	19.7	19.7	19.7	19.7	19.7	19.7	19.7	19.7	19.7	19.7	19.7	19.9
	3500	12:10	12:18	19.6	19.7	19.7	19.7	19.6	19.6	19.6	19.6	19.6	19.6	19.6	19.6	19.6	19.6	19.6	19.6	19.6	19.6	19.6	19.6	19.6	19.6	19.6	19.6	19.6	19.6	19.6	19.8
	500	13:28	13:32	19.6	19.6	19.6	19.6	19.6	19.6	19.6	19.6	19.6	19.6	19.6	19.6	19.6	19.6	19.6	19.6	19.6	19.6	19.6	19.6	19.6	19.6	19.6	19.6	19.6	19.6	19.6	19.6
I線	750	13:10	13:26	19.6	19.6	19.6	19.6	19.6	19.6	19.6	19.6	19.6	19.6	19.6	19.6	19.6	19.6	19.6	19.6	19.6	19.6	19.6	19.6	19.6	19.6	19.6	19.6	19.6	19.6	19.6	19.6
	1000	12:38	12:42	19.6	19.6	19.6	19.6	19.6	19.6	19.6	19.6	19.6	19.6	19.6	19.6	19.6	19.6	19.6	19.6	19.6	19.6	19.6	19.6	19.6	19.6	19.6	19.6	19.6	19.6	19.6	19.6
	1250	12:30	12:36	19.6	19.6	19.6	19.6	19.6	19.6	19.6	19.6	19.6	19.6	19.6	19.6	19.6	19.6	19.6	19.6	19.6	19.6	19.6	19.6	19.6	19.6	19.6	19.6	19.6	19.6	19.6	19.7
J線	1500	12:09	12:15	19.6	19.6	19.6	19.6	19.6	19.6	19.6	19.6	19.6	19.6	19.6	19.7	19.7	19.7	19.7	19.7	19.7	19.7	19.7	19.7	19.7	19.7	19.7	19.7	19.7	19.7	19.7	19.9
	0	13:53	13:57	19.5	19.7	19.6	19.6	19.6	19.5	19.5	19.5	19.5	19.5	19.5	19.5	19.5	19.5	19.5	19.5	19.5	19.5	19.5	19.5	19.5	19.5	19.5	19.5	19.5	19.5	19.5	
	250	13:47	13:51	19.6	19.6	19.6	19.6	19.6	19.6	19.6	19.5	19.5	19.5	19.5	19.5	19.5	19.5	19.5	19.5	19.5	19.5	19.5	19.5	19.5	19.5	19.5	19.5	19.5	19.5	19.5	19.5
K線	500	13:40	13:45	19.6	19.6	19.6	19.6	19.6	19.6	19.6	19.6	19.6	19.6	19.6	19.6	19.6	19.6	19.6	19.6	19.6	19.6	19.6	19.6	19.6	19.6	19.6	19.6	19.6	19.6	19.6	19.5
	750	13:17	13:22	19.6	19.6	19.6	19.6	19.6	19.6	19.6	19.6	19.6	19.6	19.6	19.6	19.6	19.6	19.6	19.6	19.6	19.6	19.6	19.6	19.6	19.6	19.6	19.6	19.6	19.6	19.6	19.6
	1000	13:10	13:14	19.6	19.6	19.6	19.6	19.6	19.6	19.6	19.6	19.6	19.6	19.6	19.6	19.6	19.6	19.6	19.6	19.6	19.6	19.6	19.6	19.6	19.6	19.6	19.6	19.6	19.6	19.6	19.7
L線	1250	12:44	12:49	19.6	19.6	19.6	19.6	19.6	19.6	19.6	19.6	19.6	19.6	19.6	19.6	19.6	19.6	19.6	19.6	19.6	19.6	19.6	19.6	19.6	19.6	19.6	19.6	19.6	19.6	19.6	19.6
	1500	12:23	12:28	19.7	19.7	19.7	19.7	19.7	19.7	19.7	19.7	19.7	19.7	19.7	19.7	19.7	19.7	19.7	19.7	19.7	19.7	19.7	19.7	19.7	19.7	19.7	19.7	19.7	19.7	19.7	19.7
	2000	12:00	12:06	19.7	19.7	19.7	19.7	19.7	19.7	19.7	19.7	19.7	19.7	19.7	19.7	19.7	19.7	19.7	19.7	19.7	19.7	19.7	19.7	19.7	19.7	19.7	19.7	19.7	19.7	19.7	19.9
M線	0	13:18	13:21	19.6	19.6	19.6	19.6	19.6	19.6	19.6	19.6	19.6	19.6	19.6	19.6	19.6	19.6	19.6	19.6	19.6	19.6	19.6	19.6	19.6	19.6	19.6	19.6	19.6	19.6	19.6	19.6
	250	13:14	13:16	19.6	19.6	19.6	19.5	19.5	19.5	19.5	19.5	19.5	19.5	19.5	19.5	19.5	19.5	19.5	19.5	19.5	19.5	19.5	19.5	19.5	19.5	19.5	19.5	19.5	19.5	19.5	19.5
	500	13:32	13:37	19.6	19.6	19.6	19.6	19.6	19.6	19.6	19.6	19.6	19.6	19.6	19.6	19.6	19.6	19.6	19.6	19.6	19.6	19.6	19.6	19.6	19.6	19.6	19.6	19.6	19.6	19.6	19.5
N線	750	13:25	13:30	19.6	19.6	19.6	19.6	19.6	19.6	19.6	19.6	19.6	19.6	19.6	19.6	19.6	19.6	19.6	19.6	19.6	19.6	19.6	19.6	19.6	19.6	19.6	19.6	19.6	19.6	19.6	19.6
	1000	13:01	13:07	19.6	19.6	19.6	19.6	19.6	19.6	19.6	19.6	19.6	19.6	19.6	19.6	19.6	19.6	19.6	19.6	19.6	19.6	19.6	19.6	19.6	19.6	19.6	19.6	19.6	19.6	19.6	19.7
	1250	12:53	12:59</																												

定線	距離 (m)	開始 時刻	終了 時刻	測定水深 (m)																																												
				0	1	2	3	4	5	6	7	8	9	10	11	12	13	14	15	16	17	18	19	20	25	30	40	50	60	70	海底上1m																	
I線	0	13:23	13:25	19.5	19.6	19.6	19.6	19.6	19.6	19.6	19.5	19.5	19.5																	19.5																		
	250	13:08	13:12	19.6	19.6	19.6	19.6	19.6	19.5	19.5	19.6	19.6	19.6	19.6	19.6	19.6	19.6	19.6	19.6	19.6	19.6	19.6	19.6	19.6	19.6	19.6	19.6	19.6	19.6	19.6																		
	500	12:58	13:05	19.6	19.6	19.6	19.6	19.6	19.6	19.6	19.6	19.6	19.6	19.6	19.6	19.6	19.6	19.6	19.6	19.6	19.6	19.6	19.6	19.6	19.6	19.6	19.6	19.6	19.6	19.6																		
	750	12:51	12:56	19.6	19.6	19.6	19.6	19.6	19.6	19.6	19.6	19.6	19.6	19.6	19.6	19.6	19.6	19.6	19.6	19.6	19.6	19.6	19.6	19.6	19.6	19.6	19.6	19.6	19.6	19.6																		
	1000	12:44	12:49	19.6	19.7	19.6	19.6	19.6	19.6	19.6	19.6	19.6	19.6	19.6	19.6	19.6	19.6	19.6	19.6	19.6	19.6	19.6	19.6	19.6	19.6	19.6	19.6	19.6	19.6	19.6																		
	1250	12:38	12:42	19.7	19.7	19.7	19.7	19.7	19.7	19.7	19.7	19.7	19.7	19.7	19.7	19.7	19.7	19.7	19.7	19.7	19.7	19.7	19.7	19.7	19.7	19.7	19.7	19.7	19.7	19.7																		
	1500	12:31	12:36	19.7	19.7	19.7	19.7	19.7	19.7	19.7	19.7	19.7	19.7	19.7	19.7	19.7	19.7	19.7	19.7	19.7	19.7	19.7	19.7	19.7	19.7	19.7	19.7	19.7	19.7	19.7																		
	2000	12:24	12:28	19.7	19.8	19.8	19.8	19.8	19.8	19.7	19.8	19.8	19.8	19.8	19.7	19.7	19.7	19.7	19.7	19.7	19.7	19.7	19.7	19.7	19.7	19.7	19.7	19.7	19.7	19.8																		
2500	12:15	12:21	19.7	19.7	19.7	19.7	19.7	19.7	19.7	19.7	19.7	19.7	19.7	19.7	19.7	19.7	19.7	19.7	19.7	19.7	19.7	19.7	19.7	19.7	19.7	19.7	19.7	19.7	19.8																			
J線	0	13:15	13:18	19.4	19.4	19.4	19.4	19.4	19.5	19.5	19.5	19.5	19.5	19.5	19.5	19.5													19.5																			
	250	13:10	13:12	19.4	19.4	19.4	19.4	19.4	19.4	19.4	19.4	19.4	19.4	19.3	19.3	19.3	19.3	19.4	19.4	19.4	19.4	19.3	19.3	19.3					19.3																			
	500	12:57	12:59	19.6	19.6	19.6	19.6	19.6	19.6	19.6	19.6	19.6	19.6	19.6	19.6	19.6	19.5	19.5	19.5	19.5	19.5	19.5	19.5	19.4					19.4																			
	750	12:45	12:48	19.6	19.7	19.7	19.6	19.6	19.6	19.6	19.6	19.6	19.6	19.6	19.6	19.6	19.6	19.6	19.6	19.6	19.6	19.6	19.6	19.6	19.6	19.6	19.6	19.6	19.6	19.5																		
	1000	12:39	12:42	19.7	19.7	19.7	19.7	19.6	19.6	19.6	19.6	19.6	19.6	19.6	19.6	19.6	19.6	19.6	19.6	19.6	19.6	19.6	19.6	19.6	19.7	19.6	19.6			19.5																		
	1250	12:21	12:23	19.7	19.7	19.7	19.7	19.7	19.7	19.7	19.7	19.7	19.7	19.7	19.7	19.7	19.7	19.7	19.7	19.7	19.7	19.7	19.7	19.7	19.7	19.7	19.7	19.7	19.7	19.7																		
1500	12:09	12:12	19.7	19.7	19.7	19.7	19.7	19.7	19.7	19.7	19.7	19.7	19.7	19.7	19.7	19.7	19.7	19.7	19.7	19.7	19.7	19.7	19.7	19.7	19.7	19.7	19.7	19.7	19.8																			
K線	0	13:21	13:23	19.4	19.4	19.4	19.4	19.4	19.4																				19.4																			
	250	13:15	13:20	19.5	19.5	19.5	19.5	19.5	19.6	19.6	19.6	19.6	19.6	19.6	19.6	19.5	19.5												19.5																			
	500	13:04	13:07	19.6	19.6	19.6	19.6	19.6	19.6	19.6	19.6	19.6	19.6	19.6	19.6	19.6	19.6	19.6	19.6	19.6	19.6	19.6	19.6	19.6	19.6	19.6	19.6	19.6	19.5																			
	750	12:51	12:54	19.7	19.7	19.7	19.7	19.7	19.7	19.7	19.7	19.7	19.7	19.7	19.7	19.7	19.7	19.7	19.7	19.7	19.7	19.7	19.7	19.7	19.7	19.7	19.6	19.6	19.5																			
	1000	12:33	12:36	19.7	19.7	19.7	19.7	19.7	19.7	19.7	19.7	19.7	19.7	19.7	19.7	19.7	19.7	19.7	19.7	19.7	19.7	19.7	19.7	19.7	19.7	19.7	19.7	19.7	19.7																			
	1250	12:27	12:30	19.7	19.7	19.7	19.7	19.7	19.7	19.7	19.7	19.7	19.7	19.7	19.7	19.7	19.7	19.7	19.7	19.7	19.7	19.7	19.7	19.7	19.7	19.7	19.7	19.7	19.7																			
	1500	12:14	12:17	19.7	19.7	19.7	19.7	19.7	19.7	19.7	19.7	19.7	19.7	19.7	19.7	19.7	19.7	19.7	19.7	19.7	19.7	19.7	19.7	19.7	19.7	19.7	19.7	19.7	19.7																			
2000	12:00	12:04	19.7	19.8	19.8	19.7	19.7	19.7	19.7	19.7	19.7	19.7	19.7	19.7	19.7	19.7	19.7	19.7	19.7	19.7	19.7	19.7	19.7	19.7	19.8	19.7	19.7	19.7	19.8																			
L線	500	13:06	13:12	19.7	19.7	19.7	19.7	19.7	19.7	19.7	19.7	19.7	19.7	19.6	19.6	19.6	19.6	19.6	19.6	19.6	19.6	19.6	19.6	19.6	19.6	19.6	19.6	19.6	19.5																			
	750	12:49	12:53	19.7	19.7	19.7	19.7	19.7	19.7	19.7	19.7	19.7	19.7	19.7	19.7	19.7	19.7	19.7	19.7	19.7	19.7	19.7	19.7	19.7	19.6	19.6	19.6	19.6	19.6																			
	1000	12:42	12:46	19.7	19.7	19.7	19.7	19.7	19.7	19.7	19.7	19.7	19.7	19.7	19.7	19.7	19.7	19.7	19.7	19.7	19.7	19.7	19.7	19.7	19.7	19.7	19.7	19.7	19.7																			
	1250	12:25	12:29	19.7	19.7	19.7	19.7	19.7	19.7	19.7	19.7	19.7	19.7	19.7	19.7	19.7	19.7	19.7	19.7	19.7	19.7	19.7	19.7	19.7	19.7	19.7	19.7	19.7	19.7																			
	1500	12:15	12:22	19.7	19.7	19.7	19.7	19.7	19.7	19.7	19.7	19.7	19.7	19.7	19.7	19.7	19.7	19.7	19.7	19.7	19.7	19.7	19.7	19.7	19.7	19.7	19.7	19.7	19.7																			
M線	500	13:02	13:04	19.6	19.6	19.6	19.6	19.6	19.6	19.6	19.6	19.6	19.6	19.6															19.5																			
	1000	12:36	12:40	19.7	19.7	19.7	19.7	19.7	19.7	19.7	19.7	19.7	19.7	19.7	19.7	19.7	19.7	19.7	19.7	19.7	19.7	19.7	19.7	19.7	19.7	19.7	19.7	19.7	19.7																			
	1500	12:08	12:13	19.7	19.7	19.7	19.7	19.7	19.7	19.7	19.7	19.7	19.7	19.7	19.7	19.7	19.7	19.7	19.7	19.7	19.7	19.7	19.7	19.7	19.7	19.7	19.7	19.7	19.7																			
	2000	12:25	12:29	19.7	19.7	19.7	19.7	19.7	19.7	19.7	19.7	19.7	19.7	19.7	19.7	19.7	19.7	19.7	19.7	19.7	19.7	19.7	19.7	19.7	19.7	19.7	19.7	19.7	19.7																			
	3500	12:08	12:14	19.6	19.7	19.7	19.7	19.7	19.7	19.7	19.7	19.7	19.7	19.7	19.7	19.7	19.7	19.7	19.7	19.7	19.7	19.7	19.7	19.7	19.7	19.7	19.7	19.7	19.7																			
N線	500	12:37	12:41	19.5	19.5	19.5	19.5	19.5	19.5	19.5	19.5	19.5	19.5	19.6	19.6	19.5	19.5	19.5	19.5	19.5	19.5	19.5	19.5	19.5	19.5	19.5	19.5	19.5	19.8																			
	1000	12:57	13:00	19.6	19.6	19.6	19.6	19.6	19.5	19.5	19.5	19.5	19.5	19.5	19.5	19.5	19.5	19.5	19.5	19.5	19.5	19.5	19.5	19.5	19.5	19.5	19.5	19.5	19.5																			
	1500			漁具のため欠測																																												
O線	0	13:02	13:05	19.5	19.4	19.3	19.3																						19.3																			
	500	12:48	12:51	19.4	19.5	19.5	19.5	19.5	19.5	19.4	19.4	19.4	19.4	19.4	19.4	19.5													19.5																			
	2000	13:16	13:20	19.6	19.7	19.7	19.7	19.7	19.7	19.7	19.7	19.7	19.6	19.6	19.6	19.6	19.6	19.6	19.6	19.6	19.6	19.6	19.6	19.6	19.6	19.6	19.6	19.6	19.6																			
	2500	13:08	13:13	19.6	19.7	19.6	19.6	19.6	19.6	19.6	19.6	19.6	19.6	19.6	19.6	19.6	19.6	19.7	19.7	19.7	19.7	19.7	19.7	19.7	19.7	19.7	19.7	19.7	19.6																			
	4500	12:08	12:14	19.6	19.6	19.6	19.6	19.6	19.6	19.6	19.6	19.6	19.6	19.6	19.6	19.6	19.6	19.6	19.6	19.6	19.6	19.6	19.6	19.6	19.6	19.6	19.6	19.6	19.7																			
P線	3500	12:34	12:39	19.5	19.6	19.6	19.6	19.6	19.6	19.6	19.7	19.7	19.7	19.7	19.7	19.7	19.7	19.7	19.7	19.7	19.7	19.7	19.7	19.7	19.7	19.7	19.7	19.6	19.8																			
	2500	12:49	12:51	19.7	19.7	19.7	19.6	19.6	19.5	19.5	19.5	19.5	19.5	19.6	19.6	19.6	19.6	19.6	19.6	19.6	19.6	19.6	19.6	19.6	19.6	19.6	19.6	19.6	19.7																			
Q線	3500	12:42	12:45	19.7	19.7	19.7	19.7	19.7	19.7	19.7	19.7	19.6	19.6	19.6	19.6	19.6	19.6	19.6	19.6	19.6	19.6	19.6	19.6	19.6	19.6	19.6	19.6	19.6	19.6																			
	4500	12:23	12:28	19.7	19.5	19.7	19.7	19.7	19.7	19.7	19.7	19.7	19.6	19.6	19.6	19.6	19.6	19.6	19.6	19.6	19.6	19.6	19.6	19.6	19.6	19.6	19.6	19.6	19.6																			

 : 水温の最高
  : 水温の最低

島根原子力発電所 格子状定線の水温水平分布図 (基準水温との温度差)

平成27年11月20日 第1回
9時30分～11時29分

出力 (万kW)	1号機	-*
	2号機	0
	3号機	0
放水量 (m ³ /s)	1号機	22
	2号機	2.4
	3号機	3
天候		曇
気温 (℃)		15.0
風向		南
風速 (m/s)		3.2
風浪		2

※平成27年4月30日付で運転終了

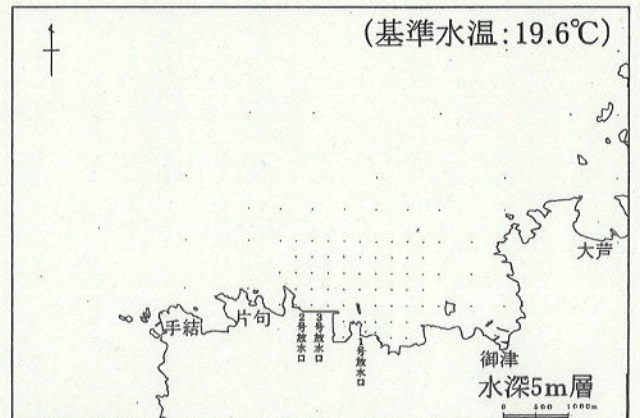
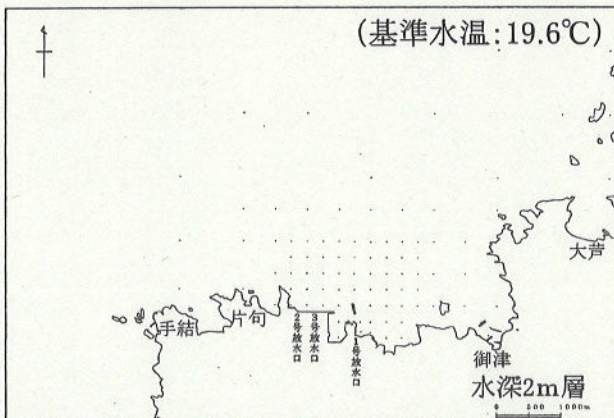
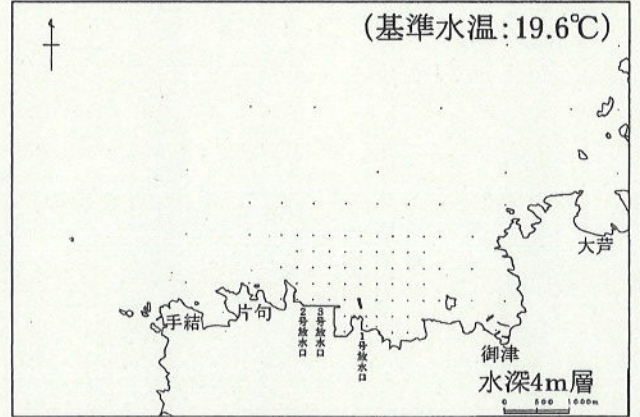
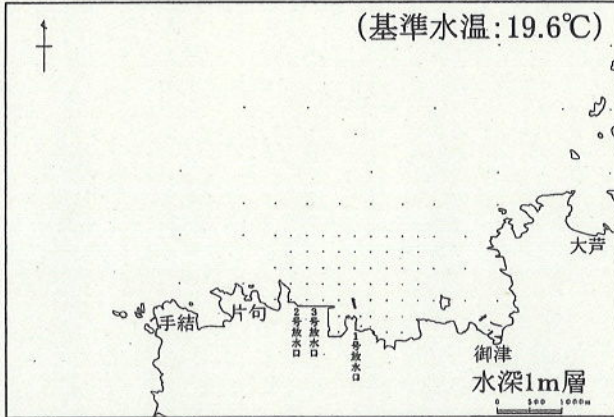
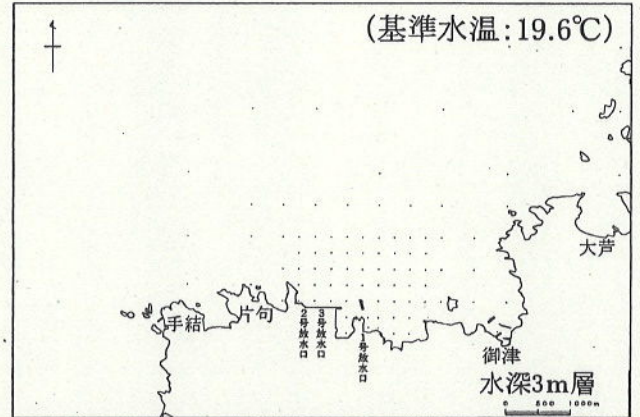
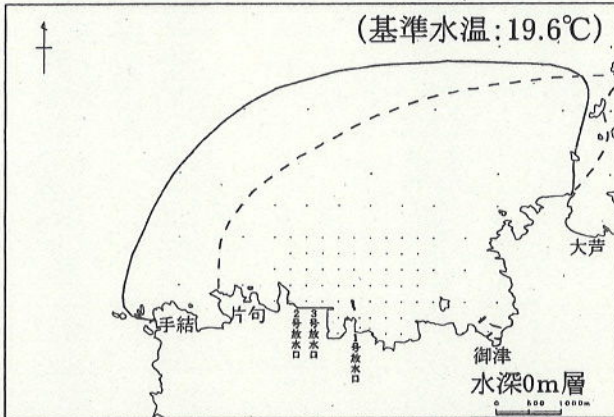
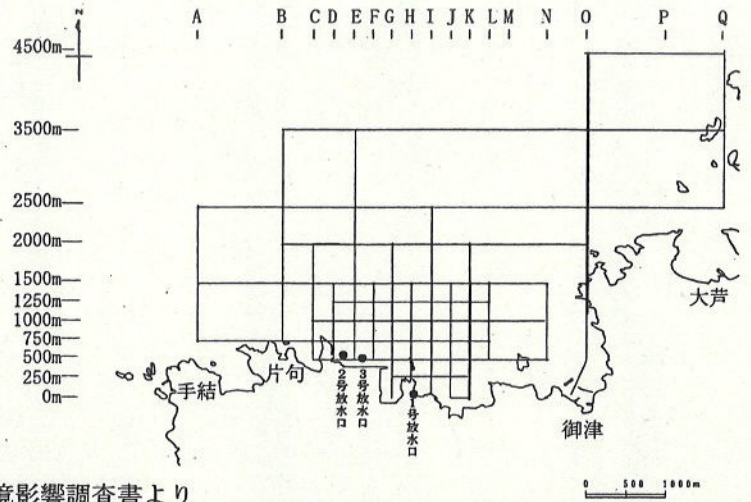
[基準水温]

A2500、B3500、E3500、M3500、O4500、
P3500の6点の平均値

[1℃上昇域予測包絡範囲の凡例]

——— 島根原子力発電所2号機修正環境影響調査書より

----- 島根原子力発電所3号機環境影響評価書より



◎基準水温より1℃以上高い水温上昇域は
確認されなかった。

- 基準水温より1℃以上高い水温上昇域
- 基準水温より2℃以上高い水温上昇域
- 基準水温より3℃以上高い水温上昇域

島根原子力発電所 格子状定線の水温水平分布図 (基準水温との温度差)

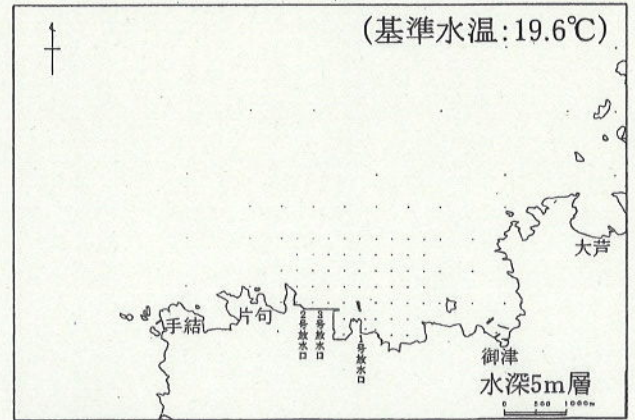
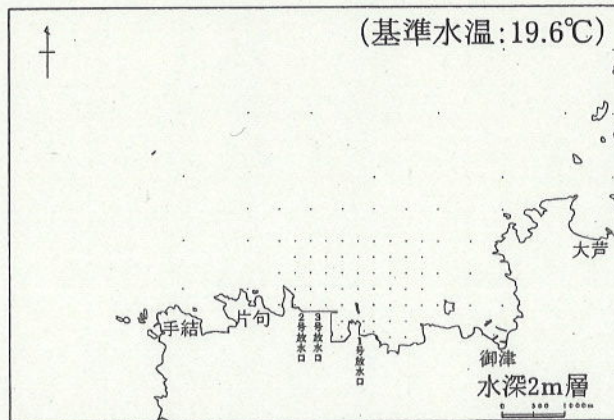
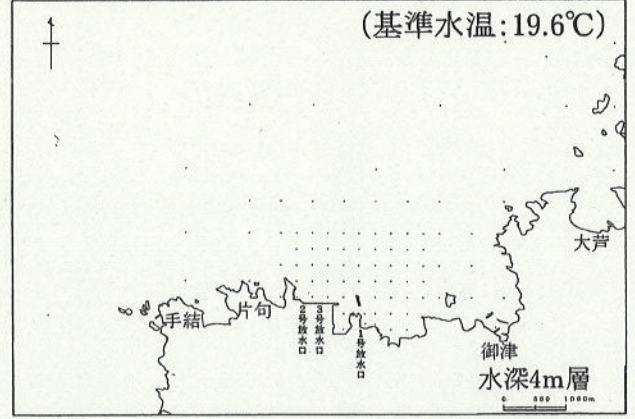
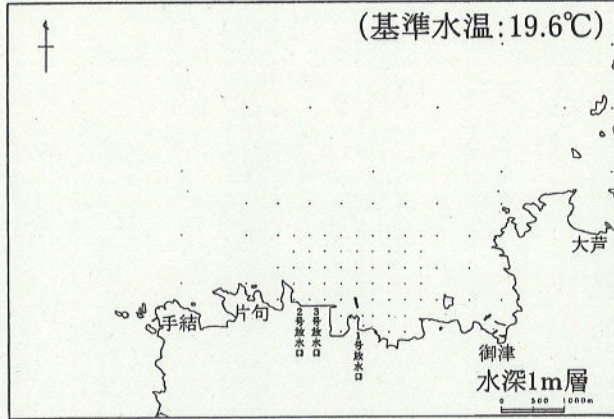
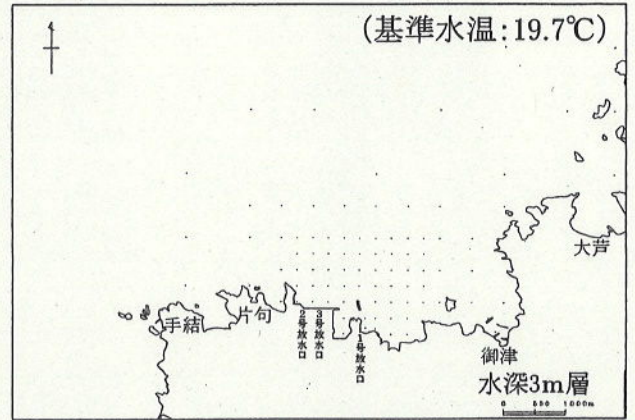
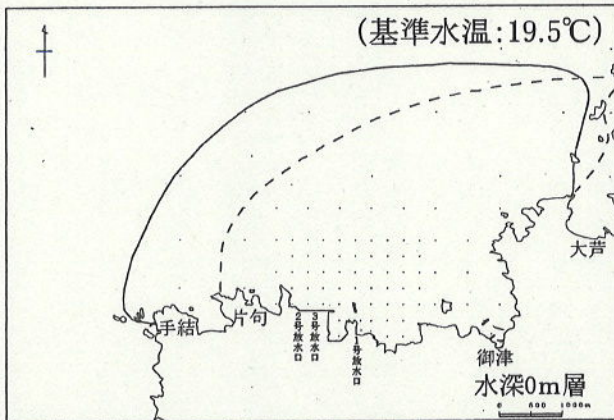
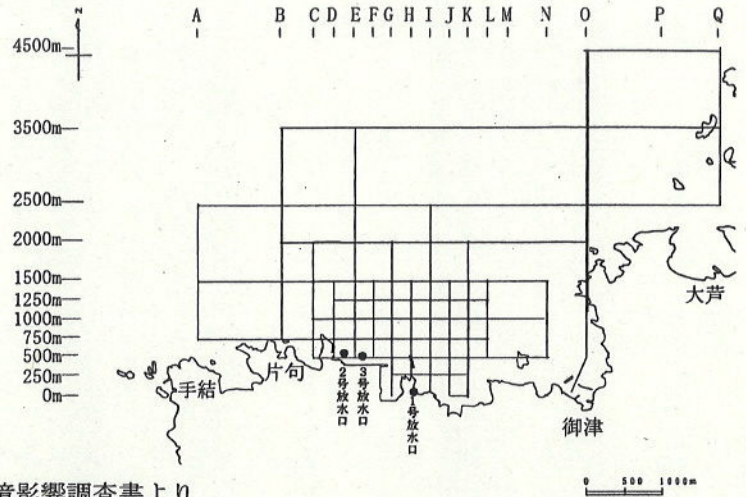
平成27年11月20日 第2回
12時00分～13時57分

出力 (万kW)	1号機	-*
	2号機	0
	3号機	0
放水量 (m ³ /s)	1号機	22
	2号機	2.4
	3号機	3
天候		曇
気温	(°C)	16.8
風向		西
風速	(m/s)	1.2
風浪		1

※平成27年4月30日付で運転終了
[基準水温]
A2500、B3500、E3500、M3500、O4500、
P3500の6点の平均値
[1°C上昇域予測包絡範囲の凡例]

—— 島根原子力発電所2号機修正環境影響調査書より

----- 島根原子力発電所3号機環境影響評価書より



◎基準水温より1°C以上高い水温上昇域は
確認されなかった。


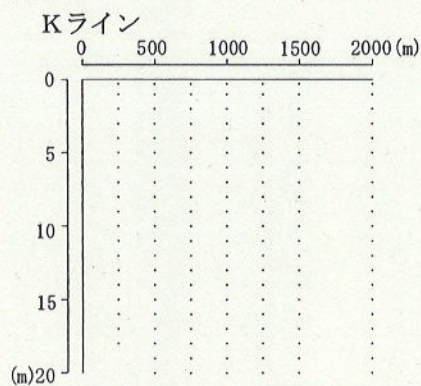
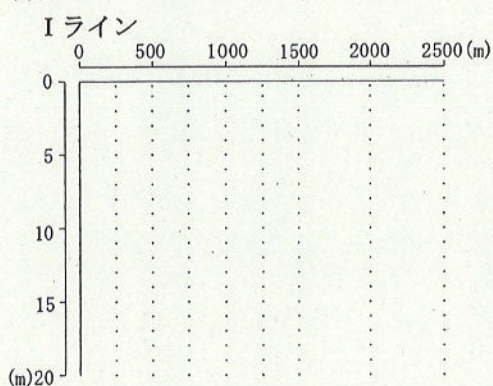
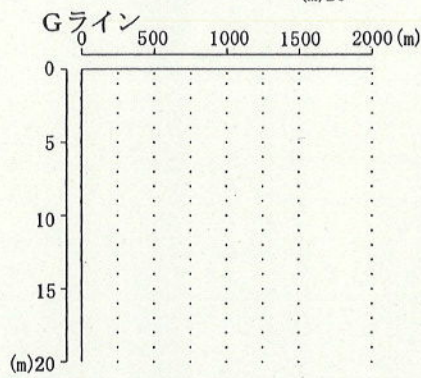

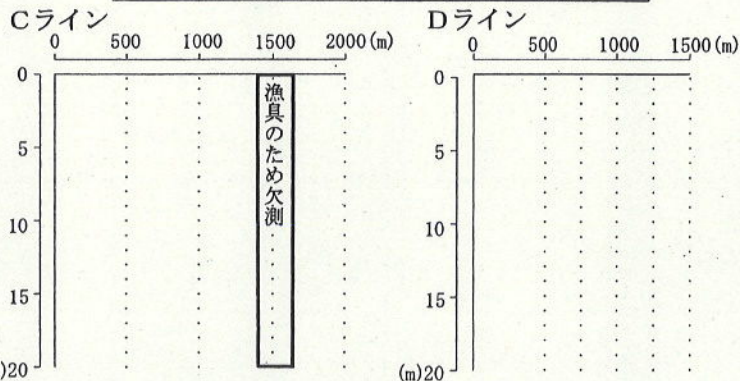
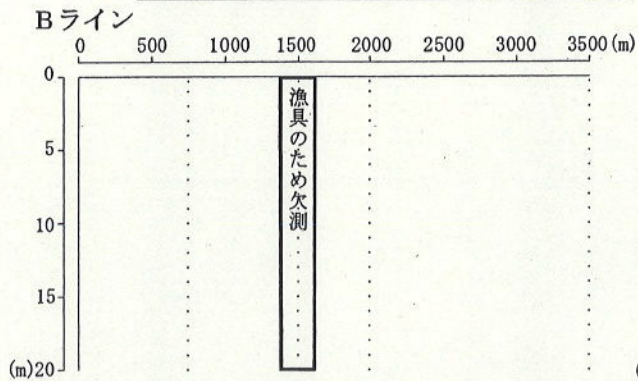
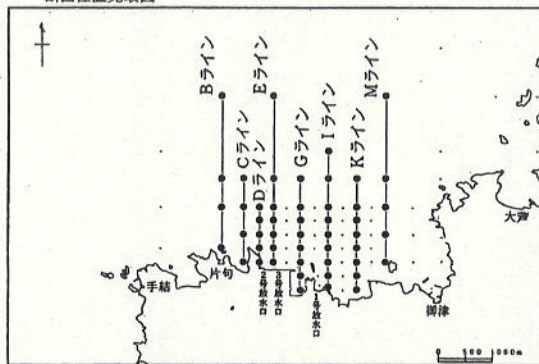
- 基準水温より1°C以上高い水温上昇域
- 基準水温より2°C以上高い水温上昇域
- 基準水温より3°C以上高い水温上昇域

島根原子力発電所 格子状定線の水溫鉛直分布図 (基準水溫との温度差)

平成27年11月20日 第1回
9時30分～11時29分

出力 (万kW)	1号機	-*
	2号機	0
	3号機	0
放水量 (m ³ /s)	1号機	22
	2号機	2.4
	3号機	3
天候		曇
気温	(°C)	15.0
風向		南
風速	(m/s)	3.2
風浪		2

断面位置見取図



- 基準水溫より1°C以上高い水溫上昇域
- 基準水溫より2°C以上高い水溫上昇域
- 基準水溫より3°C以上高い水溫上昇域

水深	基準水溫(°C)
0m層	19.6
1m層	19.6
2m層	19.6
3m層	19.6
4m層	19.6
5m層	19.6

※平成27年4月30日付で運転終了
[基準水溫]
A2500、B3500、E3500、M3500、O4500、P3500の6点の平均値


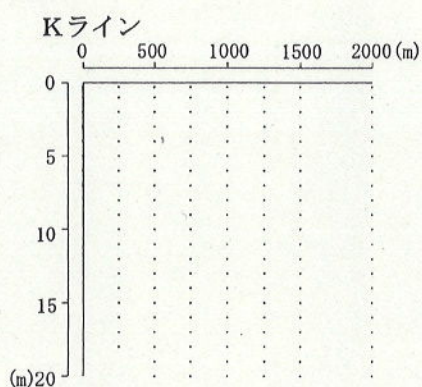
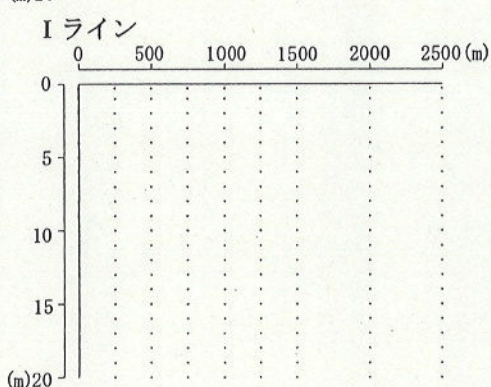
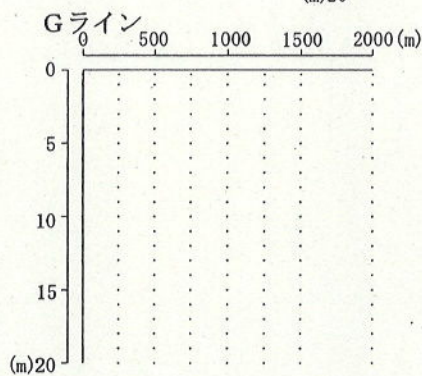

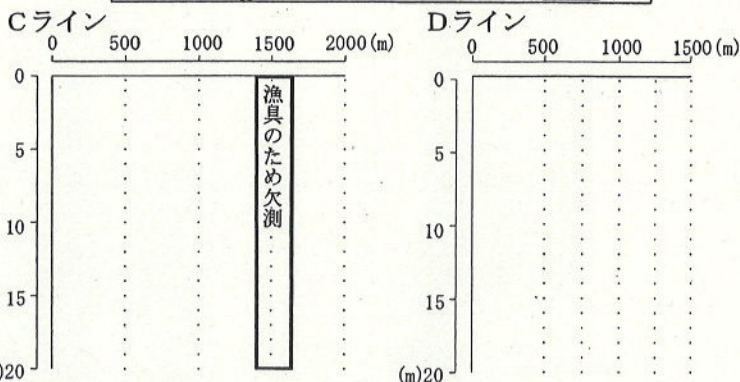
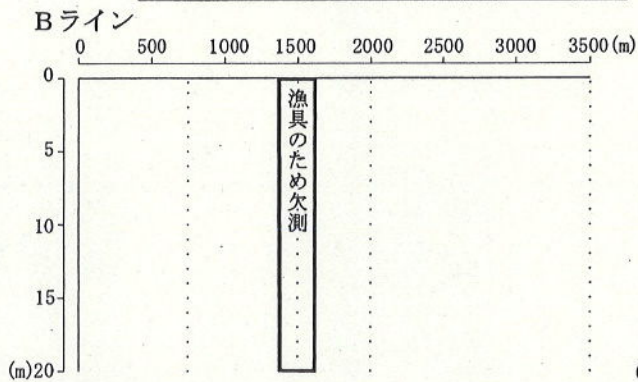
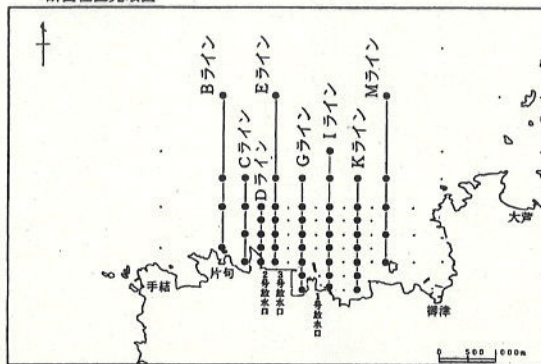
島根原子力発電所 格子状定線の水溫鉛直分布図 (基準水溫との温度差)

平成27年11月20日 第2回

12時00分～13時57分

出力 (万kW)	1号機	-*
	2号機	0
	3号機	0
放水量 (m ³ /s)	1号機	22
	2号機	2.4
	3号機	3
天候		曇
気温	(°C)	16.8
風向		西
風速	(m/s)	1.2
風浪		1

断面位置見取図



- 基準水溫より1°C以上高い水溫上昇域
- 基準水溫より2°C以上高い水溫上昇域
- 基準水溫より3°C以上高い水溫上昇域

水深	基準水溫(°C)
0m層	19.5
1m層	19.6
2m層	19.6
3m層	19.7
4m層	19.6
5m層	19.6

※平成27年4月30日付で運転終了

[基準水溫]

A2500、B3500、E3500、M3500、O4500、P3500の6点の平均値